



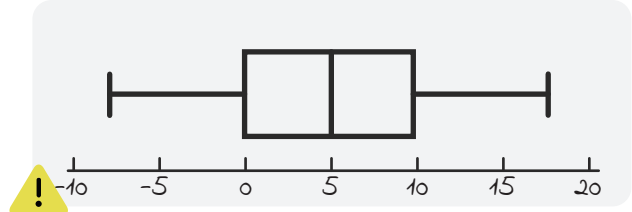
# Boxplot

# Pitfalls

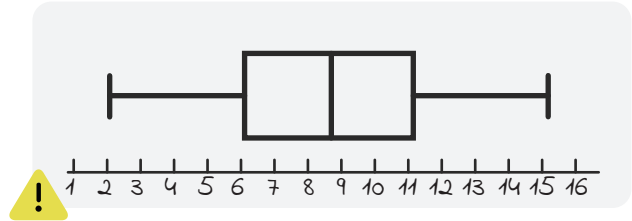
## Different scales

Be careful when making comparison, since boxplots may be mapped on different scales.

Starts from -10

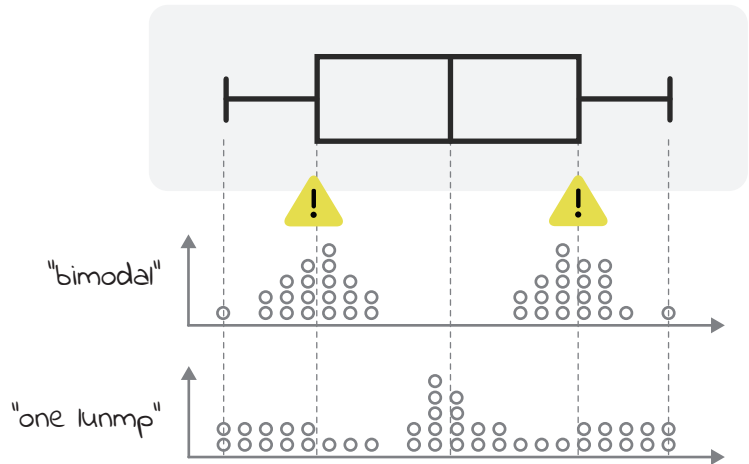


Starts from 1



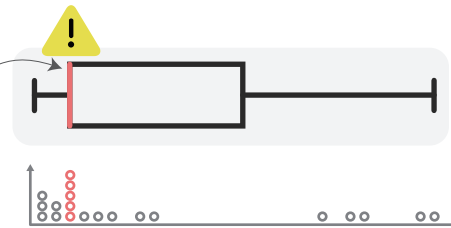
## Bimodal?

When the data are distributed into "bimodal" rather than the "one lump" cases, a box plot would not give you any evidence of this.



## Overlapping

The lower quartile and the median are overlapped, this occurs when the 25% of values are same between the lower quartile and the median.



The minimum and the lower quartile are overlapped, this occurs when the 25% of values are same between the minimum and the lower quartile.

